



Midwest Prospect's Sioux Falls

Showcase

Results

June 7th, 2024

Ashton Baltzer

60 Yard Dash Times

7.47, 7.44

IF Velocity

62-65mph

OF Velocity

63-64mph

1B - Velocity

-

C - Velocity

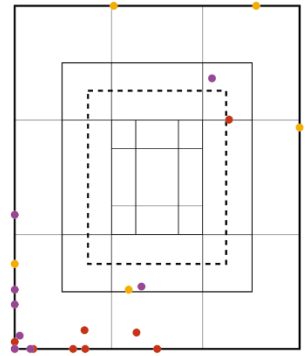
-

C- Pop Times

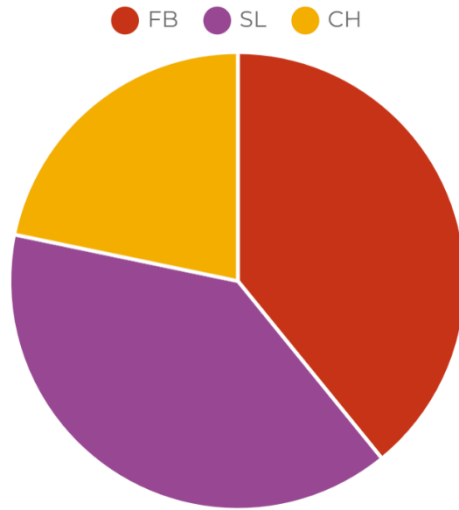
-

DATA

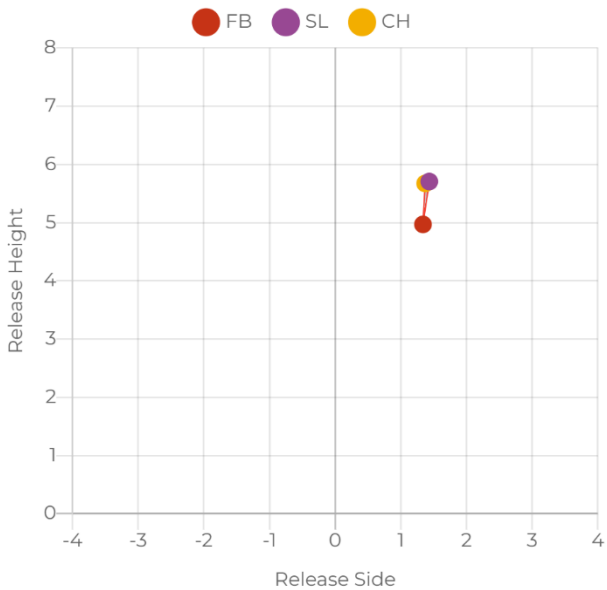
Pitch Type	Velo	Max. Velo	RPM	Max. RPM	V-Break	H-Break	Spin Eff.	Gyro Degree	Spin Dir.	Strike %	R. Angle	H. Angle	R. Height	R. Side
FB	71.9	74.4	1,834	1,967	12.1	10.2	86.4	30	01:26	0.0%	-1.9	-3.4	5.0	1.3
SL	62.4	63.6	1,988	2,112	-1.4	4.3	16.8	80	06:31	0.0%	0.9	-3.8	5.7	1.4
CH	65.9	67.4	1,325	1,408	9.6	8.8	94.1	16	01:36	0.0%	1.3	-2.4	5.7	1.4



PITCH TYPE %



RELEASE AVERAGES



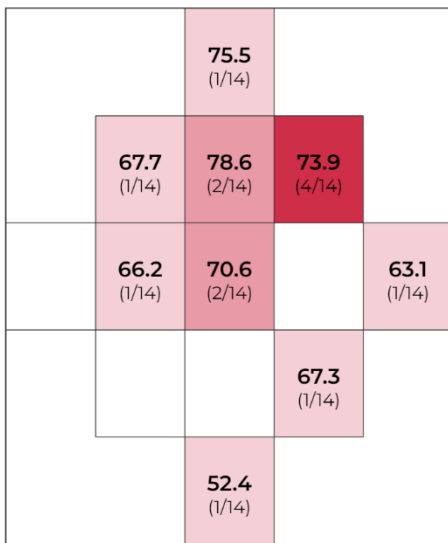
BREAK PLOT



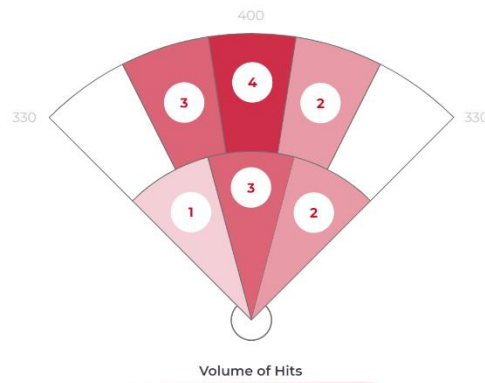
DATA

	Avg	Max	Hard Hit Avg		
Exit Velocity	70.7	82.2	77.3	Batting Avg.	0.533
Launch Angle	17.9	47.5	15.7	xwOBA	0.450
Direction	3.5°R	31.8°L	6.9°R	Slugging	0.533
Distance	147	289	194	Hard Hit %	40%
Spin Rate	1,776	3,306	1,858	Bombs %	20%
				Ropes %	6.7%

EXIT VELOCITY BY ZONE



HIT VOLUME



Zone	Pull	Middle	Oppo
Volume of Hits	1/15	12/15	2/15
Avg. LA	47.0	22.0	5.0
Avg. EV	52.0	72.0	70.0
Avg. Spin	1,850	1,903	974
Avg. Distance	149	198	62

Volume of Hits

HIT CLASSIFICATION

- Dribbler
- Ground Ball
- Low Line Drive
- High Line Drive
- Fly Ball



HIT OUTCOMES

- Single
- Field Out

